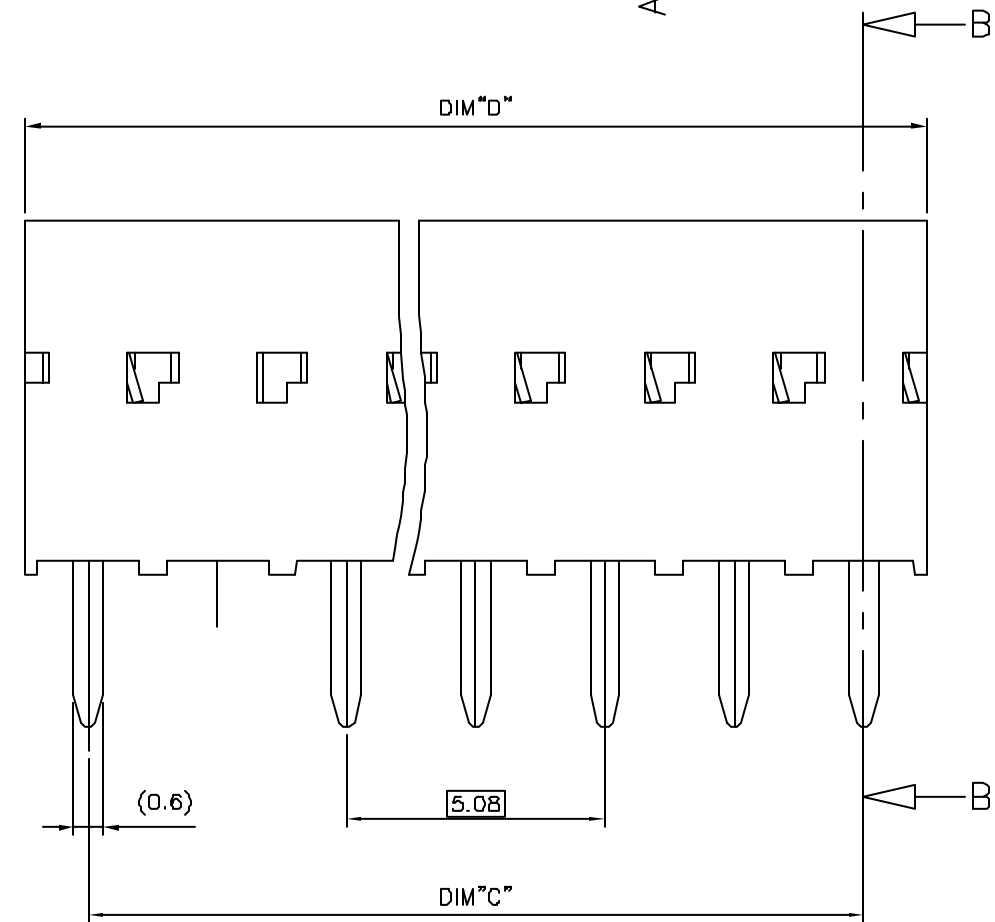
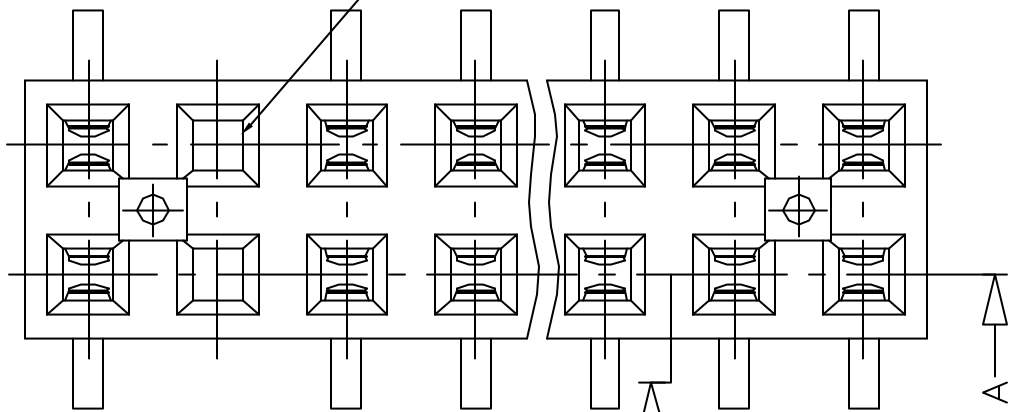


PRODUCT NB	DIM"C" & DIM"D"
95264-YXX(H)(LF)	SEE SHEET 2/2

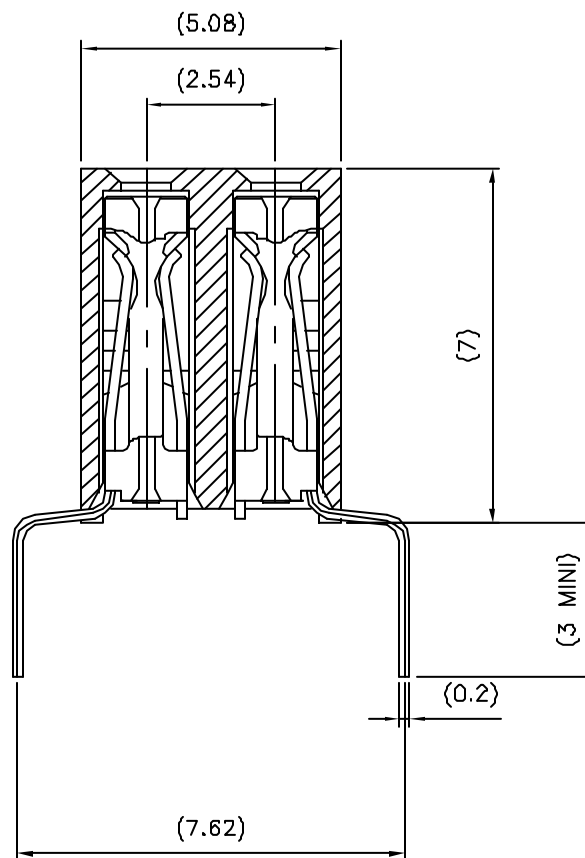
WHEN NEEDED, SUFFIX LETTER "LF" INDICATES THE PRODUCT IS RoHS COMPATIBLE, SEE NOTE 5

EXAMPLE MISSING TERMINAL



SECTION A-A

(SEE NOTE 4)



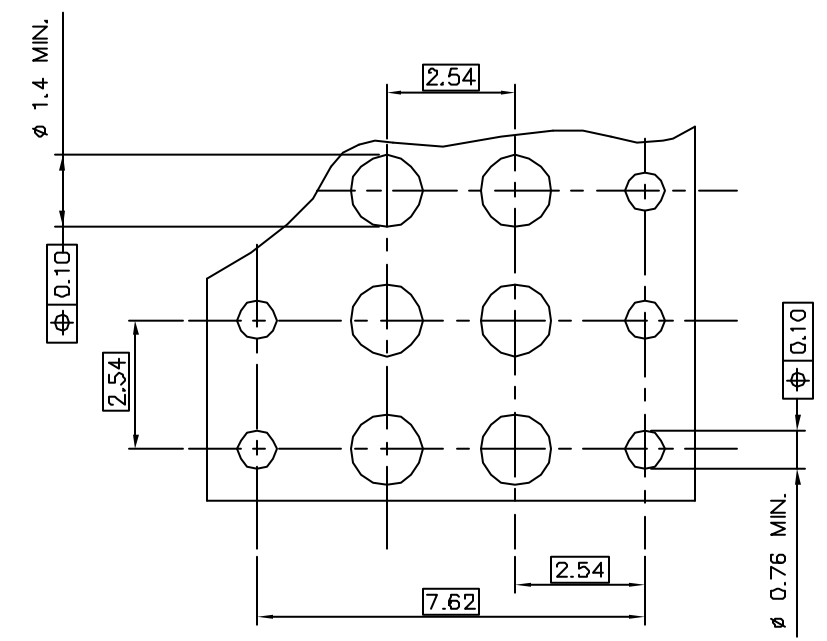
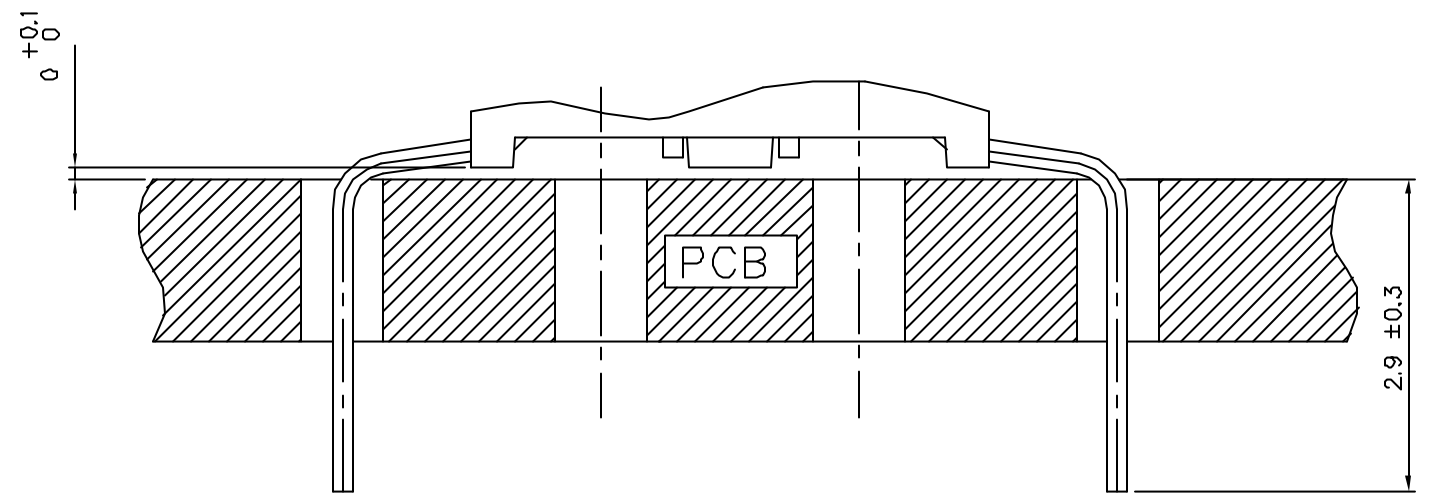
SECTION B-B

NOTES:

- 1 - MATERIAL HOUSING: THERMOPLASTIC POLYESTER, 30% GLASS FILLED, COLOUR BLUE. FLAME RETARDANT PER UL-94 CATEGORY VO.
- 2 - MATERIAL TERMINAL: PHOSPHOR BRONZE EXTRA HARD.
- 3 - MATERIAL HOUSING VERSION HIGH TEMPERATURE: PCT 30% GLASS FILLED, COLOUR GREY. FLAME RETARDANT PER UL-94 CATEGORY VO.
- 4 - THE DASH "H" AT THE END OF THE P/N TO INDICATE A HIGH TEMPERATURE HOUSING.
- 5 - RoHS COMPATIBLE PRODUCT SPECIFICATIONS
  - a - PLATING:
    - "LF" MEANS THE PRODUCT IS LEAD-FREE, 2µm MINIMUM MATTE TIN OVER 1.27µm MINIMUM NICKEL UNDERPLATE.
  - b - MANUFACTURING PROCESS COMPATIBILITY
    - THE HOUSING WILL WITHSTAND EXPOSURE TO 260°C ±5°C SOLDER BATH TEMPERATURE FOR 5 SECONDS IN A WAVE SOLDER APPLICATION WITH A 1.8mm MIN THICK CIRCUIT BOARD.
  - c - LABELING:
    - MEETS PACKAGING SPECS AS PER GS-14-920
  - d - LEGAL STATEMENT: SEE GS-22-008

CUSTOMER COPY FOR REFERENCE ONLY									
mat'L code	surface	tolerance	projection	product family					
SEE NOTES	ISO 1302	ISO 406 ISO 101	mm	DX VCC DR					
ltr	ectn no	dr	date	tolerances unless otherwise specified	title				
H	FB0638	VMO	08.10.14	angles	SPREADED LEGS				
J	F20161	DLE	02.02.25	linear	.300 SELECT. LOADED				
K	FO4-0347	DLE	04.11.15	±2'	scale 10:1				
L	FO8-0137	DLE	06.02.27	dr	O. MATHEVON	06.06.07			
M	FO6-0204	DLE	06.05.28	engn	JM.PHAMVAN	06.06.07			
N	FO8-0323	DLE	06.11.21	chr	P.NIZZI	06.06.07			
				appo	JW.P	06.06.07			
sheet index	revision sheet	N	H						
	1 2								

PRODUCT N°	NB of POS.	DIM°C°	DIM°D°	CONTACT PLACED IN CAVITY (SEE VIEW "A")																			
				1	2	3	4	5	6	7	8	9	10	11	12	13	14	15	16	17	18	19	20
95264-Y01(H)(LF)	2x10	22.86	25.32	X	X	X	X	X	X	X	X	X											
95264-Y02(H)(LF)	2x15	35.56	38.02	X	X	X	X	X	X	X	X	X	X	X	X								
95264-Y03(H)(LF)	2x11	35.56	38.02	X	X	X	X	X	X	X	X	X	X	X									
95264-Y04(H)(LF)	2x10	22.86	25.32	X	X	X	X	X	X	X	X	X	X										
95264-Y05(H)(LF)	2x4	7.62	10.08	X	X	X	X																
95264-Y06(H)(LF)	2x5	10.16	12.62	X	X	X	X	X															
95264-Y07(H)(LF)	2x3	5.08	7.54	X	X	X																	
95264-Y08(H)(LF)	2x7	15.24	17.7	X	X	X	X	X	X	X	X	X											
95264-Y09(H)(LF)	2x14	33.02	35.48	X	X	X	X	X	X	X	X	X	X	X	X	X							
95264-Y10(H)(LF)	2x20	48.26	50.72	X	X	X	X	X	X	X	X	X	X	X	X	X	X	X	X	X	X	X	



95264-6XX(H)	2µm Au MIN. OVER 1.3µm Ni MIN.	SnPb OVER Ni
95264-8XX(H)	0.4µm Au MIN. OVER 1.3µm Ni MIN.	SnPb OVER Ni
95264-4XX(H)	5µm SnPb MIN. OVER 0.1µm Ni MIN.	SnPb OVER Ni
95264-3XX(H)	0.75µm Au MIN. OVER 1.3µm Ni MIN.	SnPb OVER Ni
PLATING CODE	CONTACT AREA	SOLDER TAIL
PLATING EXPLANATION		

95264-6XX(H)LF	2µm Au MIN. OVER 1.3µm Ni MIN.	Sn OVER Ni
95264-8XX(H)LF	0.4µm Au MIN. OVER 1.3µm Ni MIN.	Sn OVER Ni
95264-4XX(H)LF	5µm Sn MIN. OVER 1.27µm Ni MIN.	Sn OVER Ni
95264-3XX(H)LF	0.75µm Au MIN. OVER 1.3µm Ni MIN.	Sn OVER Ni
PLATING CODE	CONTACT AREA	SOLDER TAIL
PLATING EXPLANATION		

CUSTOMER COPY FOR REFERENCE ONLY

mat'L code	surface	tolerance	projection	product family
SEE NOTES	ISO 1302	ISO 416	ISO 101	DX VCC DR
Ltr	ecr no	dr	date	tolerance unless otherwise specified
H	F06-0204	DLE	06.06.28	angles
				Linear
C	F70103	JMG	97.01.10	±2°
D	F70629	PNZ	97.09.25	dr
E	F80638	VMO	98.10.14	engr
F	F20161	DLE	02.02.25	chr
G	F04-0347	DLE	04.11.15	appd
sheet index	revision	sheet		

title: SPREADED LEGS  
300 SELECT. LOADED

scale 10:1

dwg no: 95264  
sheet 2 of - size: A2

type: CUSTOMER Drawing